


► BABY STAY OR INNER FORESTAY ATTACH^t



31009201074 Internal tang in 2 pieces for profiles F 135 to F 305
A = 16 mm (drill \varnothing = 12,5)


Wire \varnothing 6 maxi.
29002248140 x 6 S/s rivets.



31007020124 Internal tang in 2 pieces for profiles F 305 to F 740

A = 35 mm
Wire \varnothing 10 maxi.
29002248180 x 8 S/s rivets.

31009201121 Internal tang in 1 piece for profiles F 740 to F 1395



31009020124 Internal tang in 2 pieces for profiles F 740 to F 1395

A = 35 mm
Wire \varnothing 12 maxi.
28600706012 x 8 Vis S/s screws.


	31009101074 31009201074	31007020124	31009201121 31009020124
Cut length	76 x 6 mm	102 x 8 mm	102 x 10 mm

► SHEAVE BOXES



48701150099

Reinforced : 48701150071



48701000503

Reinforced : 48701150071



48701000011



48702HA0008

REF.	\varnothing BOLT ROPE MAXI	SHEAVE	RIVETS	CUT
48702HA0008	10 mm	NYLON	2x 29001348150	24 x 70
48701000011	14 mm	ACETAL	2x 29004164180	25 x 72
48701000503	16 mm	ACETAL	2x 29004164180	34 x 115
48701150100	16 mm	DELIN	2x 29004164180	34 x 115
48701150099	14 mm	DELIN	6x 29004164180	24 x 104
48701150071	14 mm	DELIN	6x 29004164180	24 x 104

Details : see page 103